








Pronunciation: Stress in three-syllable nouns

Screen title: INTRODUCTION (7s)				
Audio:	On-screen text:	On-screen graphics:	Graphic notes & navigation:	Reviewer comments:
<p>Hello everyone, Welcome to today's lesson. Today, we will learn about stress in three-syllable nouns</p>	<p>Unit 5:Language- Pronunciation STRESS IN THREE- SYLLABLE NOUNS</p>		<p>Section name on the top left corner above the green line. The lesson name in the middle of the screen in the green box. The teacher at the bottom right corner Next</p>	
Screen title: Presenting the pronunciation pattern (1 min)				
Audio:	On-screen text:	On-screen graphics:	Graphic notes & navigation:	Reviewer comments:

<p>First, let's listen and pay attention to the stressed syllable in each word that you see on the screen. Audio: Century Century Energy Energy Animal Animal Family Family</p>	<p>Listen and pay attention to the stressed syllable in each word Century Energy Animal Family</p>	<p>Listen and pay attention to the stressed syllable in each word</p> <ul style="list-style-type: none"> • Century • Energy • Animal • Family  	<p>The orange instruction in bold on the top of the screen The words with bullet points The grey audio icon on the top right corner below the instruction line · Click the icon to play the audio</p>	
<p>So we can see that all of the words have the stress fall on the first syllable</p>	<p>Listen and pay attention to the stressed syllable in each word Century /'sen.tʃər.i/ Energy /'en.ə.dʒi/ Animal /'æn.ɪ.məl/ Family /'fæm.əl.i/ => First syllable</p>	<p>Listen and pay attention to the stressed syllable in each word</p> <ul style="list-style-type: none"> • Century /'sen.tʃər.i/ • Energy /'en.ə.dʒi/ • Animal /'æn.ɪ.məl/ • Family /'fæm.əl.i/ <p>=> First syllable</p>  	<p>After the audio stop, the transcription of the 4 words appears next to them An arrow with the "first syllable" appears The same pattern is applied to the second syllable stress of the three-syllable nouns Next: Tip #1</p>	
<p>Screen title: Tip #1 (20s)</p>				
<p>Audio:</p>	<p>On-screen text:</p>	<p>On-screen graphics:</p>	<p>Graphic notes & navigation:</p>	<p>Reviewer comments:</p>

<p>So, how can we know which syllable of these words have the stress fall on? The first tip for you is that when a noun ends with the suffix -tion, the stress will fall on the syllable right before it For example, tradition, audition.</p>	<p>Tips: -tion: stress on the syllable before it Ex: tradition, audition</p>	<p>Tips:</p> <ul style="list-style-type: none"> -tion: stress on the syllable before it <p>Ex: tradition, audition</p> 	<p>The title "Tips:" on the top of the screen bullet point -tion and content below the title the teacher in the bottom right corner Next: Special cases</p>	
--	--	---	---	--


Screen Title: Special cases (25s)

Audio:	On-screen text:	On-screen graphics:	Graphic notes & navigation:	Reviewer comments:
<p>However, there are some special cases. Let's listen to these words and pay attention to their stressed syllable Audio: Referee Referee Engineer Engineer Afternoon Afternoon Kangaroo Kangaroo</p>	<p>Special cases Referee Engineer Afternoon Kangaroo</p>	<p>Special cases</p> <ul style="list-style-type: none"> Referee Engineer Afternoon Kangaroo  	<p>The title in bold on the top of the screen The words with bullet points The grey audio icon on the top right corner below the instruction line · Click the icon to play the audio</p>	


<p>So we can see that all of the words have the stress fall on the third syllable</p>	<p>Special cases referee / ,ref.ə'ri:/ engineer / ,en.dʒɪ'niə/ <i>(highlighted)</i> afternoon / ,ɑ:f.tə'nu:n/ <i>(highlighted)</i> kangaroo / ,kæŋ.gə'r'u:/ <i>(highlighted)</i></p>	<p>Special cases</p> <ul style="list-style-type: none"> • Referee / ,ref.ə'ri:/ <i>(highlighted)</i> • Engineer / ,en.dʒɪ'niə/ <i>(highlighted)</i> • Afternoon / ,ɑ:f.tə'nu:n/ <i>(highlighted)</i> • Kangaroo / ,kæŋ.gə'r'u:/ <i>(highlighted)</i>  	<p>After the audio ends, the transcription will appear next to the words next: tip #2</p>	
---	---	---	---	--

Screen title: Tip #2 (2s)

Audio:	On-screen text:	On-screen graphics:	Graphic notes & navigation:	Reviewer comments:
--------	-----------------	---------------------	-----------------------------	--------------------

<p>So another tip for you is that whenever the nouns have the -ee or -oo, the stress will fall on the third syllable However, when we talk about these tips, there are a lot more from the internet and you cannot find all of them as well as remember by heart everything</p>	<p>Tips: -tion: stress on the syllable before it Ex: tradition, audition -ee, -oo: stress on the third syllable Ex: engineer, afternoon</p>	<p>Tips:</p> <ul style="list-style-type: none"> • -tion: stress on the syllable before it Ex: tradition, audition • -ee, -oo: stress on the third syllable Ex: engineer, afternoon 	<p>Tip 2 appear right below tip 1 Next: Use dictionary</p>	
--	--	---	---	--

Screen title: Use dictionary (30s)

Audio:	On-screen text:	On-screen graphics:	Graphic notes & navigation:	Reviewer comments:
<p>So, the best tip for you is to you the dictionary. Here they provide you with the meaning of the word as well as whether they are countable or uncountable</p> <p>The dictionary also provides you with the transcription which tells you how to pronounce the word correctly.</p> <p>For example, Kangaroo has stress on the third syllable</p> <p>This is also a way for you to learn new vocabulary.</p>	<p>Tips: use the dictionary</p>	<p>Tips</p> <ul style="list-style-type: none"> • Use the dictionary <p>kangaroo</p> <p><i>noun</i> [C]</p> <p>UK 🗣️ /ˌkæŋ.gəˈrʊː/ US 🗣️ /ˌkæŋ.geˈruː/ plural kangaroos or kangaroo</p> 	<p>The title in bold on the top left corner</p> <p>the tip in bullet point right below</p> <p>the photo taken from the Cambridge dictionary to illustrate the use of dictionary below the tip</p> <p>the teacher in the bottom right corner</p>	