

Unit 4

For a better community

I GETTING STARTED

This unit includes:

LANGUAGE

Pronunciation

Stress in two-syllable words with the same spelling

Vocabulary

- Words and phrases related to community development;
- Adjective suffixes: *-ed* vs. *-ing*; *-ful* vs. *-less*

Grammar

Past simple vs. past continuous with *when* and *while*

SKILLS

Reading: Reading for main ideas and specific information in a text about a volunteer club

Speaking: Talking about the benefits of volunteering activities

Listening: Listening for specific information in an announcement for volunteers

Writing: Writing an application letter for volunteer work

COMMUNICATION AND CULTURE / CLIL

Everyday English

Expressing feelings

Culture

Save the Children organisation

PROJECT

Doing research on a volunteer project in your community

Volunteering in the community

1 Listen and read.

Kim: Hi, Tam. I went to your house at 9 a.m., but you weren't there.

Tam: Oh, when you came, I was working as a volunteer at our local centre for community development.

Kim: Ah, I see. How did you become a volunteer there?

Tam: Just by chance. Last summer, while I was visiting the centre, I saw an advertisement for volunteers. I applied and my application was successful.

Kim: I also want to be a volunteer. I find community work very interesting.

Tam: I agree. Community service not only benefits the local area, but can also boost our confidence and help us learn many useful skills.

Kim: What are the regular activities organised by the centre?

Tam: Oh, there are endless opportunities for getting involved. For example, you can join a local environmental group to clean up the park once a week or volunteer at an orphanage.

Kim: Sounds good. How can I apply?

Tam: I'll email you the form. You just fill it in and send it in.

Kim: Thanks so much. I'm so excited about volunteering at the centre.

Tam: No problem. Good luck. Hope your application is successful and you enjoy the work.





2 Read the conversation again and answer the questions.

1. What was Tam doing when Kim went to her house?
2. What are some regular activities at the centre for community development?
3. How can Kim apply for volunteer work at the centre?

3 Find adjectives with the following suffixes in the conversation and write them below.

- ed: _____
- ing: _____
- ful: _____
- less: _____

Tips

Meanings of adjective suffixes:

- ful: full of or having the qualities of
- less: without or lacking
- ed: describing how people are made to feel
- ing: describing things or people causing the feeling

4 Find a verb or verb phrase in the conversation in 1 to complete each sentence.

1. Oh, when you came, I _____ as a volunteer at our local centre for community development.
2. Last summer, while I was visiting the centre, I _____ an advertisement for volunteers.

II LANGUAGE

Pronunciation

Stress in two-syllable words with the same spelling

1 (29) Listen to the sentences and circle the word with the stress you hear.

1. The centre keeps a *record* of all donations.
a. 'record b. re'cord
2. We will *record* the charity live show for those who can't watch it live.
a. 'record b. re'cord
3. There was an *increase* in house prices last year.
a. 'increase b. in'crease
4. We want to *increase* students' interest in volunteering at the community centre.
a. 'increase b. in'crease
5. I got this *present* from a visitor to our centre.
a. 'present b. pre'sent
6. We need to help local businesses to *export* their products.
a. 'export b. ex'port

Tips

In many two-syllable words with the same spelling:

- nouns are usually stressed on the first syllable.

Example: a 'record

- verbs are usually stressed on the second syllable.

Example: to re'cord

Note: There is not always a change of stress in words that are both nouns and verbs.

*Example: an 'answer, to 'answer
a 'picture, to 'picture*

2 (30) Listen again and practise saying the sentences in 1.

Vocabulary

Community development

1 Match the words with their meanings.

- | | |
|------------------|---|
| 1 donate (v) | a giving or willing to give freely |
| 2 volunteer (n) | b far away from places where other people live |
| 3 generous (adj) | c to give money, food, clothes, etc. to a charity |
| 4 remote (adj) | d to be in a better position because of something; to be useful to somebody |
| 5 benefit (v) | e a person who does a job without being paid for it |

2 Complete the following sentences using the correct forms of the words in 1.

1. He is very _____. He is always willing to give a lot of money to charity.
2. The school is difficult to get to because it is located in a _____ area.
3. If you don't have time to volunteer, you can _____ money and food.
4. This clean water project will _____ the people in the village.
5. Our club needs more _____ to clean up the park at the weekend.

3 Choose the correct word to complete each of the following sentences.

1. We need to be *careful* / *careless* when we record the donations.
2. I am *interested* / *interesting* in community development activities.
3. There are *excited* / *exciting* volunteering opportunities in our community.
4. Last year, I was *hopeful* / *hopeless* at maths. I couldn't even do simple addition in my head.

Grammar

Past simple vs. past continuous with when and while

Remember!

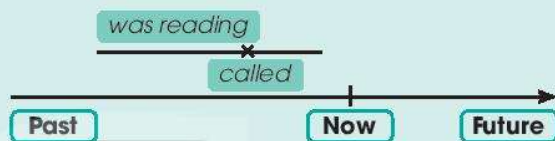
We use:

- the past continuous for a past action in progress (longer action).
- the past simple for an action which interrupted it (shorter action).

Example:

I was reading an article when she called.

While I was reading an article, she called.



1 Choose the correct verb form in each of the following sentences.

1. While Lan *was working* / *worked* as a volunteer in the countryside, she met an old friend.
2. I was revising for my civics class when my dad *was telling* / *told* me about the volunteer job.
3. We saw many unhappy children while we *were helping* / *helped* people in remote areas.
4. He was sorting the donations when he *was realising* / *realised* how generous people were.

2 Combine the two sentences using when or while where appropriate.

1. They were cleaning the streets. It started to rain.

2. I was watching TV. I saw the floods and landslides in the area.

3. Tim was searching for employment opportunities. He found a job advert from a non-governmental organisation.

4. They decided to help build a community centre for young people. They were visiting some poor villages.

III READING

Teenagers and voluntary work

- 1 Work in pairs. Complete the mind map with popular volunteering activities for teenagers. Use the pictures below to help you.



helping at
a food bank



selling handmade items



raising money
for charity



- 2 Read the text and choose the main idea.

- A. The writer's secondary school has a long and interesting history.
- B. The Volunteer Club was set up 15 years ago to help teens gain work experience.
- C. The club organises many volunteering activities that benefit both the community and the students.

I joined the Volunteer Club when I started secondary school. The club was formed fifteen years ago, shortly after the school was set up. Since then, it has organised **various** volunteering activities for all students to **participate**.

One of the most popular activities of our club is selling handmade **items** to raise money for the local orphanage and homeless old people. Last year, we also **raised** over one hundred million VND to help people in flooded areas. The money was used to buy warm clothes, blankets, food, and clean water.

Our club welcomes different types of donations: clothes, picture books, unused notebooks, and other unwanted items. At the end of each month, we take the donations to the community centre. Our club also organises afterschool games for the children at the orphanage and concerts for the old people at the centre. In addition, it offers other volunteering activities, such as helping at a food bank or **delivering** free meals to poor families.

Volunteering has helped me gain life experiences and find my sense of purpose in life. When I see suffering and hardships, I feel thankful for what I have. What is more, these activities provide opportunities for me to meet other teenagers with similar interests and help me build essential life skills.

- 3 Match the highlighted words in the text with their meanings.

- 1 various
- 2 participate
- 3 items
- 4 raised
- 5 delivering

- a objects or things
- b taking things to someone
- c several different
- d to take part in an activity
- e collected money

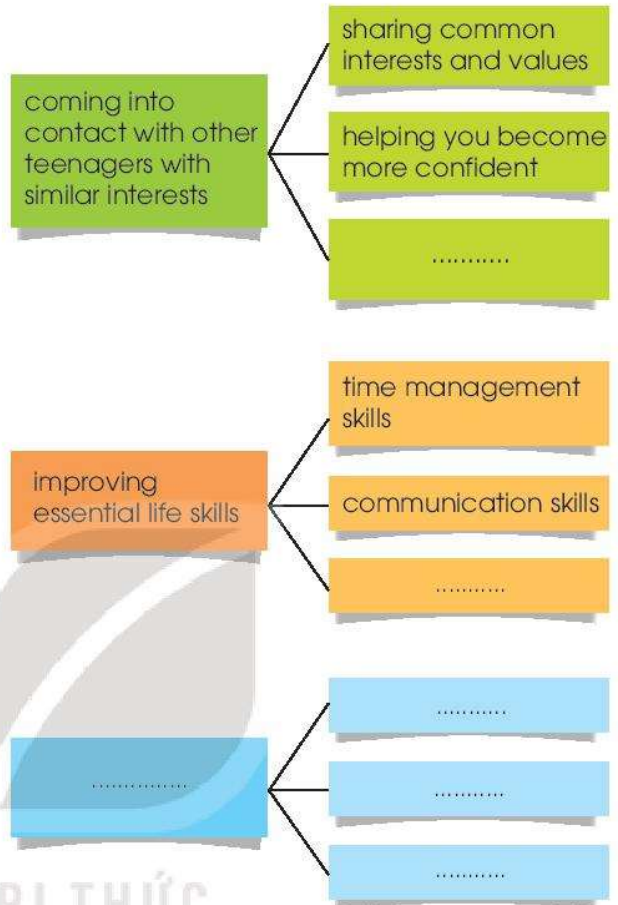
4 Read the text again. Decide whether the following statements are true (T) or false (F).

	T	F
1. The Volunteer Club was set up long after the school was opened.		
2. All students can join different volunteering activities.		
3. The money collected from selling handmade items is used to build a local centre for orphans and homeless old people.		
4. Club members can also help cook free meals for poor families.		
5. Students can volunteer at the orphanage or the community centre.		

5 Work in pairs. Discuss the following question.

If you were a member of the Volunteer Club, what could you do to help?

2 Complete the following diagram with examples and details that explain the benefits of volunteering activities.



IV SPEAKING

Benefits of volunteering activities

1 Look at the following benefits of volunteering activities. Choose the THREE most important benefits.

- Coming into contact with other teenagers with similar interests
- Improving essential life skills, such as skills that will get you a job, or time management skills
- Appreciating the good things in life and being positive
- Helping teenagers find a sense of purpose in life
- Gaining life experiences

3 Work in groups. Give a presentation about the benefits of volunteering activities. Use the information in 2 and the expressions below to help you.

Useful expressions	
First of all, ...	For example, ...
Second, ...	For instance, ...
Third, such as ...
Finally, ...	

V LISTENING

An announcement for volunteer positions

1 Read the job advert and answer the questions.

CITY CENTRE *for* **COMMUNITY DEVELOPMENT**

Needs Volunteers!

- Interested in community development projects?
- Have a couple of hours to spare at the weekend?

→ Apply now!!!

Location: Cau Giay, Ha Noi
Email: communitydevelopment@webmail.com

1. Who needs volunteers?
2. Who can apply for the job?



2 Listen to an announcement and choose the best answer to complete each sentence.

1. This non-profit organisation supports _____ people and communities.
 - A. remote
 - B. local
 - C. poor
2. They organise job training courses for _____.
 - A. poor people
 - B. teenagers
 - C. old people
3. They are looking for teenagers who can volunteer _____.
 - A. on weekdays
 - B. every day
 - C. at the weekend
4. People whose application is successful will be trained by _____ volunteers.
 - A. experienced
 - B. helpful
 - C. young
5. Volunteers will have a chance to meet teenagers with _____ interests.
 - A. strong
 - B. different
 - C. similar

3 Listen again and decide whether the following statements are true (T) or false (F).

	T	F
1. This organisation helps people in the area.		
2. Only poor people can get support from the City Centre for Community Development.		
3. The centre is looking for volunteers now.		
4. The new volunteers will only become members of the local community development network.		
5. The deadline for the application letter is the 1st of January.		

4 Work in groups. Discuss the following question.

What do you think you can do to help people in your community?

VI WRITING

Writing an application letter for volunteer work

1 Read the application letter for a volunteer position. Match the paragraphs with their aims.

- A. Saying why you want to do the job
- B. Saying when you are available for an interview and can start work
- C. Mentioning the job you are applying for and where you got the information from

187 Giang Vo Street
Dong Da, Ha Noi
1 January 20__

Heart to Heart
Charitable Organisation
100 Ha Thanh Street, Ha Noi

Dear Sir or Madam,

Paragraph 1:

I am writing to apply for a volunteer position at the local centre for community development. I heard about this opportunity in a public announcement last Monday.

Paragraph 2:

I am interested in your community development projects because I really care about the life of people in the community and want to offer my services to you. Currently, all my Sunday afternoons are free, and I will be able to help at the centre if I am chosen.

Paragraph 3:

I have already filled in the online application form and sent it in as requested. I am available for an interview on any weekday after 4.30 p.m. or at weekends. If my application is successful, I can start immediately.

I look forward to hearing from you.

Yours faithfully,
Nguyen Ha Vi

2 Read the job advert and answer the questions below.



- Our Heart to Heart Charitable Organisation needs reliable and hard-working volunteers to work at our head office.
- The job will involve welcoming guests and visitors to the office, and receiving and sorting donations.

1. What qualities are needed for the job?
2. What are the job duties?

3 Complete the application letter for the job in 2. You can use the ideas in 1.

..... Street

.....
1 January 20__

Heart to Heart
Charitable Organisation
100 Ha Thanh Street, Ha Noi

Dear Sir or Madam,

I am writing to apply for a volunteer position

I am interested in

I am available for an interview If my application is successful, I can start

I look forward to hearing from you.

Yours faithfully,
.....

VII COMMUNICATION AND CULTURE / CLIL

Everyday English

Expressing feelings

- 1  Listen and complete the conversation with the words from the box. Then practise it in pairs.

- A. excited B. worried
C. cheerful D. confused

Nam: Hi Lan! You look very (1) _____ today! I heard you went on a volunteer trip to the mountains. How was it?

Lan: Great! I'm so happy and relaxed now though at first I was (2) _____. I didn't understand the purpose of the trip. I knew nothing about the place, so I also felt a little bit (3) _____.

Nam: Oh, did you go there with other members of the volunteer club? Was everything OK?

Lan: Yes, we went as a team. The local people were so friendly and helpful. Now we are preparing for our next volunteer trip in the summer. I'm so (4) _____ about it.

- 2 Imagine you are back from a volunteer trip. Work in pairs. Take on a role and act out a conversation like the one in 1. Use the expressions below to help you.

Useful expressions

I feel / felt / am / was excited / confused / confident / pleased ...

To be honest, I'm / I was a little bit stressed / disappointed / upset ...

Volunteering / Helping people made me feel happy / grateful / appreciated ...

Culture

- 1 Read the text below and complete the diagram (page 50) about *Save the Children*.

Save the Children is an international non-governmental organisation that helps improve children's lives. It was set up in the United Kingdom in 1919, and now it is working in 120 countries around the world.

Save the Children started its work in Viet Nam in 1990. It provides practical support in different areas. One of the areas that the organisation particularly focuses on is education. It has organised different training courses to help teachers improve their teaching skills and use digital technology in their classrooms. It is also working on projects that create more opportunities for children in remote areas to go to school. By providing these children with books and other school materials, *Save the Children* makes sure they have access to learning. In addition, the organisation offers training on life-saving skills for both teachers and students in case of disasters. Children and households in need can also receive support from *Save the Children*.





2 Work in groups. Use the diagram to talk about *Save the Children*.

VIII LOOKING BACK

Pronunciation

34 Listen and mark the stressed syllables in the words in bold. Then practise saying the sentences.

- We hope that the number of volunteers will **increase** this year.
- When will you **present** your report about the volunteer project?
- I always keep a **record** of visitors' donations.
- We still **import** too many products that can be made in our country.

Vocabulary

Fill in the gaps with the correct forms of the words in brackets.

- There are (end) _____ opportunities for teenagers to volunteer these days.
- We were very (excite) _____ to help children organise afterschool activities.
- The local people were really (help) _____. They supported us all the time we stayed there.
- We need more (volunteer) _____ for our community projects.
- Our charity groups received generous (donate) _____ from the local people.

Grammar

Complete the sentences using the correct forms of the verbs in brackets. Use the past simple or past continuous.

- I first (meet) _____ Lan while we (work) _____ as volunteers.
- While we (walk) _____ home, we (see) _____ a girl crying near a bus stop.
- Kim (notice) _____ the poverty of the area while she (deliver) _____ free meals to old people.
- When I (arrive) _____ at the community centre, a guest speaker (give) _____ a speech.


PROJECT

A Volunteer Project

Work in groups. Find information about a volunteer project in your community.

Present your findings to the class. Your presentation should include:

- What is the volunteer project about?
- What are the aims of the project?
- Where is it carried out?
- Who takes part in the project?
- What are the main activities of the project?
- Who will benefit from the project?



Now I can ...

- pronounce two-syllable words with the same spelling with correct stress.
- understand and use words and phrases related to community development.
- understand and use adjective suffixes: *-ed* vs. *-ing*; *-ful* vs. *-less*.
- use the past simple and the past continuous with *when* and *while*.
- read for main ideas and specific information in a text about a volunteer club.
- talk about the benefits of volunteering activities.
- listen for specific information in an announcement for volunteers.
- write an application letter for volunteer work.
- express feelings.
- identify factual information about the *Save the Children* organisation and its activities to help Viet Nam.
- do research on a volunteer project in my community and give a group presentation about it.

✓

✓✓

✓✓✓